



Invacare® | **ORION METRO**

The perfect mix of comfort,
safety and reliability



Whether you enjoy a quick trip to meet friends for food or taking a short journey to the local shops, the **Orion METRO** is the ideal choice to take you there.

The all new, ergonomically designed **Orion METRO** has been designed from the ground up to focus on key aspects important to both new and seasoned scooter users. As a result, it is equipped with numerous features to ensure users experience a safe, easy and enjoyable ride.

The **Orion METRO** is the perfect mix of comfort, safety and reliability!



Controlled and sturdy drive

The suspension system on the compact **Orion METRO** has been designed to navigate a variety of everyday surfaces and terrains, allowing you to relax and enjoy a controlled, sturdy drive in comfort. It's powerful motor, combined with 11" wheels, will take you smoothly and safely over obstacles or uneven ground.

Safety as standard

In addition to a unique lighting system, the **Orion METRO** is equipped with an electronic speed reduction feature that automatically reduces speed around bends, ensuring safe, comfortable manoeuvres at all times. A two-step disengaging lever prevents the scooter from free-wheeling if it is knocked out of drive mode. These features, combined with extensive German independent TÜV laboratory testing, ensure that safety comes as standard with the Invacare **Orion METRO**.

Simplicity and serviceability

By using an array of quality components, we have made the **Orion METRO** both reliable and easy to service. Simply remove the rear cover to access batteries, electronics, motor and cables. Electronics and the motor are protected from corrosion and water which safeguard the vital workings of the scooter against dirt preventing any unnecessary malfunctions.



Features and options



Four wheel Orion METRO



Three wheel Orion METRO



Finite tiller movement

Easily adjustable tiller with stepless adjustments to enhance steering control. This coupled with the new head tube angle of 70 degrees, help to give more responsive steering control.



Ergonomic steering

Our ergonomically designed steering system makes for easier, more responsive control.



Hand brake

Ensures immediate braking if required.



Brake light

Clear and bright brake lighting warns people that the scooter is slowing down.



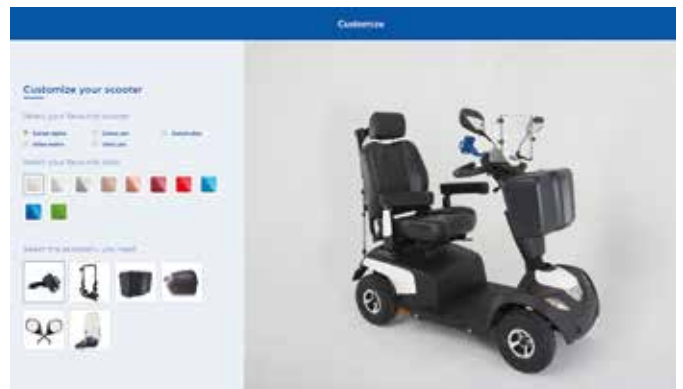
Disengaging lever

Two step disengaging lever prevents the scooter from accidentally free-wheeling.



Auto-speed reduction

Automatic speed reduction reduces speed around bends for additional safety.





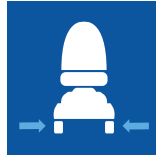











Customise your scooter with shrouds and accessories




Choose from 5 shroud colours and over 25 accessories for customising your scooter to your individual style. To find out more, visit our dedicated scooter website at: www.invacarescooter.com.

Technical data

For more comprehensive information about this product, including the product's user manual, please visit www.invacare.co.uk

	Backrest width	Seat depth	Seat to floor height	Backrest height	Driving unit width	Total length	Empty weight
3 wheels	 510 mm	 470 mm	 Min. 440 mm Max. 510 mm	 490 mm	 660 mm	 1240 mm	 103 kg
4 wheels	510 mm	470 mm	Min. 440 mm Max. 510 mm	490 mm	660 mm	1270 mm	110 kg

	The heaviest part	Max. user weight	Battery capacity	Turning diameter	Max. climbable obstacle height	Ground clearance	Max. safe slope
3 wheels	 52 kg	 136 kg	 2 x 12 V/50 Ah (C20) AGM	 2250 mm	 80 mm	 78 mm	 6°
4 wheels	57 kg	136 kg	3 x 12 V/50 Ah (C20) AGM	2600 mm	80 mm	78 mm	6°







	Max. driving distance	Max. driving speed	Motor capacity
3 wheels / 4 wheels	 34 km (21 miles)	 10kmh (6 mph) 12kmh (8 mph)	 10 km/h: 240 W / 600 W ¹ 12 km/h: 550 W / 1500 W ¹

1. Peak performance

Colour of shrouds

Upholstery

Classic Colour Line

Marble White	Indian Blue	Jade Green	Diamond Silver	Jasper Red	Black Vinyl
					

Invacare Limited
Pencoed Technology Park - Pencoed
Bridgend CF35 5AQ - United Kingdom
Tel: +44 1656 776 222
Fax: +44 1656 776 220
E-mail: uk@invacare.com
Sales Order E-mail:
ordersuk@invacare.com
www.invacare.co.uk

Invacare Ireland Ltd
Unit 5 - Seatown Business Campus
Seatown Road - SWORDS -
County Dublin - Ireland
Tel. +353 1 8107084
Fax +353 1 8107085
Email: Ireland@invacare.com
www.invacare.ie

Trusted Solutions,
Passionate People



© 2017 Invacare International Sàrl. All rights reserved. All information quoted is believed to be correct at time of print. Invacare reserves the right to alter product specifications without prior consultation.
Orion Metro - UK - 03/2017 - 1627902